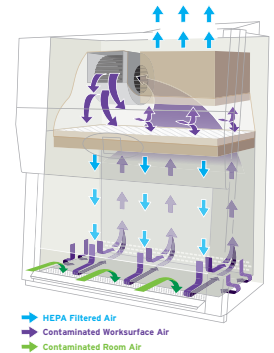




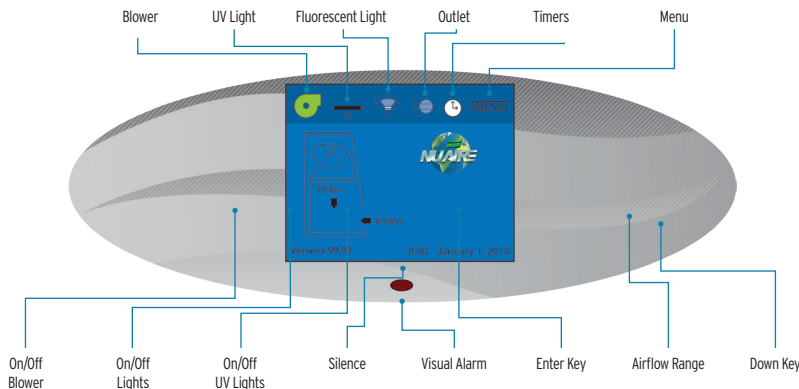
The LabGard[®] ES (Energy Saver) AIR Limited Model NU-545 Biological Safety Cabinet (BSC) is a primary engineering control in obtaining the optimum product quality while reducing the potential for exposure of both product and personnel to airborne biological or particulate chemical agents in low to moderate risk-hazard research and drug preparation or product operations, as prescribed by the Center for Disease Control (CDC) Atlanta, Georgia.

Performance Features:

- 30% exhausted / 70% recirculated
- Dynamic air barrier of 105 fpm (0.53 m/s) inflow separating laboratory from work zone environment
- True Laminar Unidirectional Down-flow air of 60 fpm (0.30 m/s) for minimal cross contamination
- 300% Filter Load Capacity (±10 Year Average depending on laboratory environment)



The NuAire TouchLink touchscreen LCD Control Center brings Biological Safety Cabinet performance to your fingertips. The TouchLink control center allows supervisors to control the blower by password, provides real-time airflow measurements and alarms, and integrates quickly with current facility security systems. TouchLink also simplifies maintenance by providing detailed diagnostic information and step-by-step decontamination procedures. TouchLink can even wake up when you do—by running the blower and lights on a customizable schedule!



intelliflow

intelliflow[™] airflow sensor technology incorporates the same thermal anemometer technology used by service technicians (certifiers) to annually verify your biological safety cabinet's airflow performance.

nitecare

Night setback mode is initiated by the window closure, will reduce motor / blower operational airflow to conserve energy while maintaining work zone sterility.



Efficiency Features:

- Ultra High Efficiency ECM Eon™ Motor
- Auto Filter Loading Compensation
- Motor Speed Controller
- Internal Exhaust Damper
- nitecare Night Setback

Superior Construction Features:

- Monolithic 16/18 Gauge, Type 304 Stainless Steel Welded
- Pressure Tight Construction (Silicone Free)

- Removable Control Center
- Removable Stainless Steel Covered Work Tray
- Recessed and Removable Front Intake Grill
- Stainless Steel Spill Trough with Drain Valve
- Vibration Reducing Work Surface Support System
- External Non-Glare 100 lm/ft² Fluorescent Lighting
- Window can be sealed through an inner gasket creating a gas light connection for decon

Safety Features:

- 3" (76 mm) Supply HEPA Filter, 99.99 @ 0.3 Micron Efficiency Rating
- 12" (305 mm) Exhaust HEPA filter, 99.99 @ 0.3 Microns Efficiency Rating
- Dual airflow sensors
- Airflow / Window Alarms with Ring Back Function
- Security Password Protection
- HEPEX Zero Leak Airflow System
- NSF/ANSI 49, UL Listed

Specifications

Model	Width Size (nominal)	Electrical* (all sizes)	Interior Dimensions (W x D x H) [in]	Exterior Dimensions (W x D x H) [in]	Net Weight
NU-545-300	3 ft [0.9 m]	115 VAC / 60 Hz	34 3/8 x 26 x 28 1/2 [873 x 660 x 724]	41 5/8 x 32 1/4 x 60 7/8 [1057 x 819 x 1546]	410 lbs [186 kg]
NU-545-400	4 ft [1.2 m]		46 3/8 x 26 x 28 1/2 [1178 x 660 x 724]	53 5/8 x 32 1/4 x 60 7/8 [1362 x 819 x 1546]	480 lbs [218 kg]
NU-545-500	5 ft [1.5 m]		58 3/8 x 26 x 28 1/2 [1483 x 660 x 724]	65 5/8 x 32 1/4 x 60 7/8 [1669 x 819 x 1546]	570 lbs [258 kg]
NU-545-600	6 ft [1.8 m]		70 3/8 x 26 x 28 1/2 [1788 x 660 x 724]	77 5/8 x 32 1/4 x 60 7/8 [1972 x 819 x 1546]	640 lbs [290 kg]

*Specify model with appropriate letter suffix for electrical specifications. "NU-540-300E" for 230 VAC / 50 - 60 Hz

Standard Features

- | | | | |
|--|--|---------------------------------------|---|
| Monitor 16/18 Gauge, Type 304 Stainless Welded Pressure Tight Construction | Permanent Plenum with Quick Release Supply Filter | Heavy Duty, Ergonomic Plastic Armrest | Additional Service Valves for Gas, Air, Vacuum |
| Ultra-high Efficiency Motor | Metal Diffuser Over Supply Filter | Removable Work Tray | IV Bar with 6 Stainless Steel Hooks |
| Touchlink2 Electronic Control System | 3-inch (76mm) Supply HEPA Filter 99.99 @ 0.3 Micron Efficiency Rating | Work Surface Support System | Exhaust Transitions - Canopy |
| Intelliflow Airflow Monitoring | 12-inch (305mm) Exhaust HEPA Filter 99.99 @ 0.3 Micron Efficiency Rating | Spill Through Drain Valve | Base Support Stand |
| Automatic Filter Loading Compensation | Attenument Vibration Control | Two Duplex Outlet Back-wall GFI | Adjustable Control for Support Stand or Storage Cabinet |
| Motor Speed Controller | Exterior LED Lighting | One Service Valve Right Side Wall | Sinks with Hot/Cold or DI Water Faucets |
| Internal Exhaust Damper | 10-inch (254mm) Access Opening (NSF/ANSI 49) | One Service Coupling Right Side Wall | Decorative Side Panels |
| NiteCare Night Setback | Frameless Sliding Tempered Glass View Screen | Two Service Couplings Left Side Wall | Arm Rest (Stainless Steel) |
| HEPEX Zero Leak Airflow System | Gasketed Window Frame | Power Cord | NSF Cord Pass-thru |
| Front Filter Removal | | | Prop-up Work Tray |

Optional Features and Accessories

- 8-inch (203mm) Access Opening @ 105 (L53 m/s) Inflow
- Ultraviolet Light



Popular Accessories/Built-in Options




Telescoping Leg Leveler or Castor Base Stand



Motorized Base Stand




Prop Up Work Surface



Arm Rest Pads



Elbow Rest



Ultraviolet (UV) Light



NuAire is a sponsor of the IFBA



Visit www2.nuaire.com/06380 to make a request online or scan the code.